

# BERLIN GARDENS

TAKE LIFE OUTDOORS®



STRUCTURES COLLECTION 2026

SINCE 1988 | MADE IN THE USA

# LIVING OUR VALUES.

At Berlin Gardens, our first goal is to bring honor and glory to our creator, God, in everything we do. We do this by manufacturing the highest quality products, delivering our products on time and going beyond your expectations with our customer service.

All of this starts by living by our Core Values of honesty, efficiency, attitude, respect and trust. We not only say this, but we believe it. We hope our products help you *take life outdoors®*.

— The Yoder Family

We invite you to lay back and enjoy the best of each season. Whether a slow, hot summer day or a cool, crisp fall evening, our distinctive collections allow you to celebrate life outdoors with family and friends. Each line provides flexibility that express your lifestyle in creating memorable and effortless outdoor spaces.

(Shown on front cover): White Victoria Pavilion with premier arched beams.

(Shown on back cover): White Porter Pergola with shade slats and half lattice.

# CONTENTS

## PERGOLAS

- 8 Porter Cellular PVC Pergola
- 10 Vineyard Wood Pergola
- 12 Urbana Vinyl Pergola
- 14 Outback Wood Pergola
- 16 Mendoza Wood Pergola
- 18 Design a Modern Pergola
- 20 Design a Traditional Pergola

## PAVILIONS

- 24 Wellington Cellular PVC Pavilion
- 26 Breckenridge Wood Pavilion
- 28 Mesa Wood Pavilion
- 30 A-Frame Gallery
- 32 Victoria Cellular PVC Pavilion
- 34 Cascade Wood Pavilion
- 36 Hampton Wood Pavilion
- 38 Hip Roof Gallery
- 40 Siena Cellular PVC Pavilion
- 42 Prairie Wood Pavilion
- 44 Norwood Wood Pavilion
- 46 Slant Roof Gallery
- 48 Design an A-Frame Pavilion

- 50 Design a Hip Roof Pavilion

- 52 Design a Slant Roof Pavilion

## GAZEBOS

- 54 Octagon Gazebo
- 56 Oblong Gazebo
- 58 Rectangular Gazebo
- 60 Gazebo Gallery
- 62 Design a Gazebo

- 64 Fabric Options

- 66 Curtains

- 67 Dia Shades

- 68 Privacy Walls

- 70 Media Wall

- 71 Pool Rooms

- 72 Miscellaneous Gallery



# The options are endless.

## IT'S YOUR CHOICE, MAKE IT YOUR OWN.

An outdoor sanctuary. A quiet respite.  
A new place to gather with family and friends.

A structure from Berlin Gardens can transform your landscape into the haven you've been pining for. From open concepts to decorative touches, there's a structure that suits your tastes and standards.



(Shown above): White painted Breckenridge Pavilion; Cedar-tone ceiling; Optional gutter boards



Compare our structures:

	Pergola	Pavilion	Gazebo
Full shade / protection from rain		●	●
Partial shade	●		
Curtains	●	●	
Privacy walls	●	●	
Floor options			●
Dia shade	●		
Customizable	●	●	●
Structurally engineered	●	●	●
Manufactured in kit form	●	●	●



## Classic, carefree vinyl

Durable and beautiful, vinyl requires very little attention. Regular cleaning with a mild dish detergent or similar product is normally all that's needed to keep your structure looking its best.

- Contains 50% recycled material
- Won't crack, fade or chalk
- Easy to assemble — or we'll assemble where available
- 10 year limited warranty
- Made in the U.S.A.

## Natural, beautiful wood

Clear-grade, treated lumber helps protect your structure from the elements. Our structures are made from hand-selected Southern Yellow Pine.

- Pressure-treated to resist decay
- Air-dried after treatment for enhanced durability
- Milled to exact specifications
- Use in-person samples for an accurate color
- All wood posts are laminated to limit warping; laminations are visible
- Manufactured in kit form
- Harvested in the U.S.A.
- Available in rough sawn, cedar, doug fir, and white pine non-treated timbers.
- 5 - 10 year limited warranty depending on the structure.

## Innovative Cellular PVC

Engineered to endure, Azek Cellular PVC has a wood-like appearance and feel, but without the maintenance. Regular cleaning with a mild dish detergent or similar product is normally all that's needed to keep your structure looking its best.

- Contains 60% recycled content
- Won't rot, split, or warp
- Paintability allows for broad color selections
- Easy to assemble — or we'll assemble where available
- 10 year limited warranty
- Made in the U.S.A.



**Berlin Gardens Thinks Green**

### See how our materials stack up:

	Vinyl	Wood	Cellular PVC
Ease of cleaning	●	●	●
Durable	●	●	●
Highest quality material possible	●	●	●
Low maintenance	●		●
Paintable / Stainable (color customizable)		●	●
Made in the U.S.A.	●	●	●

## Protect your investment

Like all lumber products exposed to the elements, your wooden structure will weather over time. Eventually, you will notice splits, cracks or checks — separations in the wood caused by changes in moisture content. This is perfectly natural. In fact, many feel it adds to the character of a structure.

### So let nature do its work.

To keep your structure looking beautiful for years to come, just use the provided stain to protect exposed wood in new cracks and splits.





# PORTER

**BASE MODEL INCLUDES:**

Pressure treated wood wrapped with Cellular PVC

Paintable


8 X 8 posts

Modern checkered top design



*(Shown above): White; Shade slats and lattice panels*

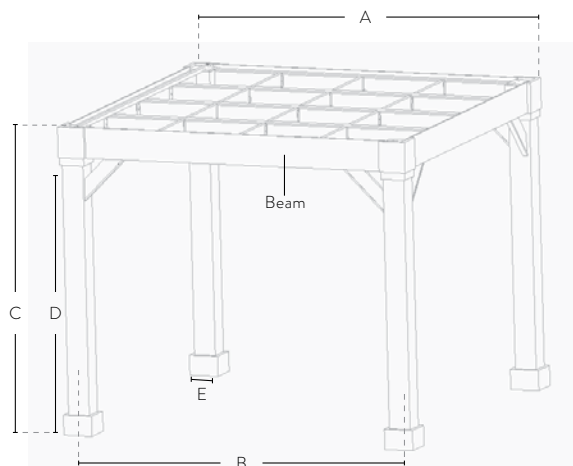
THE LOW MAINTENANCE PORTER PERGOLA ALLOWS FOR THE PERFECT WINDSWEPT DRAFT AND ENCOURAGES A CONTEMPORARY LOOK FOR ANY SPACE.



### Specifications | Porter Cellular PVC Pergola

Please Note: Porter Pergolas with sides of 20' and above will require additional posts.

Size	10'	12'	14'	16'	18'	20'	24'
A (Outside to outside of top)	10'	12'	14'	16'	18'	20'	24'
B (Center to center of posts)	113"	137"	161"	185"	209"	233"	281"
C (Top of the beam to bottom of posts)	Overall height is 96"						
D	Distance from bottom of post to bottom of beam is 89"						
E (Post base size)	12½" X 12½"						





# VINEYARD

**BASE MODEL INCLUDES:**

Stained pressure treated wood

8 X 8 posts

Modern checkered top design



*(Shown above): Macha; Shade slats*



THE VINEYARD PERGOLA ALLOWS FOR THE PERFECT WINDSWEPT DRAFT  
AND ENCOURAGES A CONTEMPORARY LOOK FOR ANY SPACE.



Mocha; Half lattice

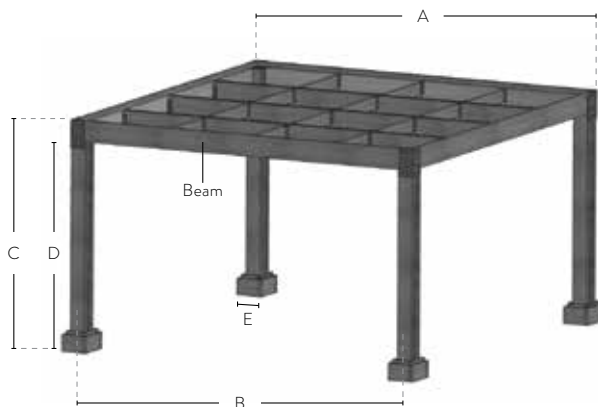


Cedartone; Shade slats; Horizontal shadow box privacy wall

## Specifications | Vineyard Wood Pergola

Please Note: Vineyard Pergolas with sides of 20' and above will require additional posts.

Size	10'	12'	14'	16'	18'	20'	24'
A (Outside to outside of top)	10'	12'	14'	16'	18'	20'	24'
B (Center to center of posts)	113"	137"	161"	185"	209"	233"	281"
C (Top of the beam to bottom of posts)	Overall height is 96"						
D	Distance from bottom of post to bottom of beam is 89"						
E (Post base size)	12½" X 12½"						



# URBANA

**BASE MODEL INCLUDES:**

White vinyl

6 X 6 posts


Scrolled or classic end caps

Pressure treated wood inserts in posts, beams, and purlins



*(Shown above): White Urbana Pergola; Deluxe shade; Classic end caps; Straight braces; 6 X 6 posts*

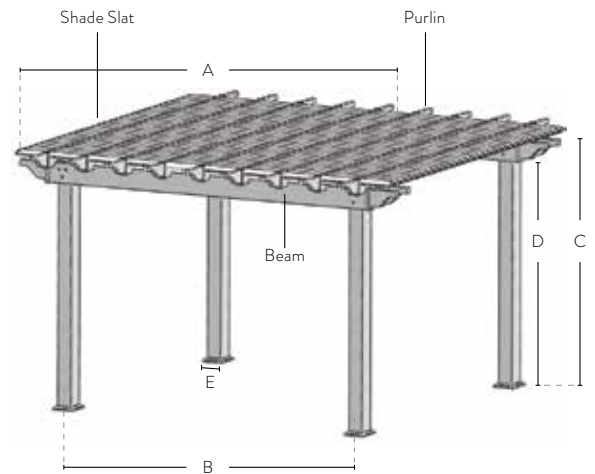
THE URBANA VINYL PERGOLA COMPLEMENTS YOUR HOME  
WITH ITS CLASSIC STYLING AND CRISP, CLEAN LINES.



## Specifications | Urbana Vinyl Pergola

Please Note: Urbana Pergolas with sides of 22' and above will require additional posts.

Size	10'	12'	14'	16'	20'	24'
A (Outside to outside of top)	10'	12'	14'	16'	20'	24'
B (Center to center of posts)	82"	106"	130"	154"	202"	250"
C	Overall Height is 103"					
D	Distance from bottom of post to bottom of beam is 88"					
E (Post base size)	6" X 6" Square Post: 9" X 9" 8" X 8" Square Post/Savannah Post: 11¼" X 11¼" Round Post: 13" X 13"					





# OUTBACK

**BASE MODEL INCLUDES:**

Stained pressure treated wood

6 X 6 posts

Scrolled or classic end cuts

Pressure treated wood purlins and 2 X 2 shade slats



(Shown above): Mocha stain; Classic end cuts; 6 X 6 posts

THE CASUAL LOOK OF THE OUTBACK PERGOLA FITS SEAMLESSLY INTO YOUR SPACE, INVITING YOU OUTSIDE.



Mocha stain; 8 X 8 posts; Scrolled end cuts; Arched braces

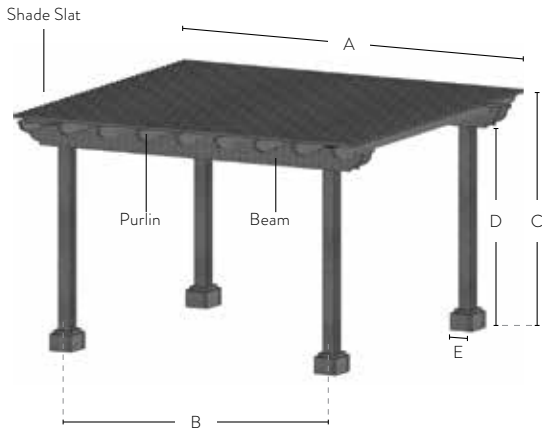


Cedartone stain; 6 X 6 posts; Classic end cuts; Arched braces

Specifications | Outback Wood Pergola

Please Note: Outback Pergolas with sides of 22' and above will require additional posts.

Size	10'	12'	14'	16'	20'	24'
A (Outside to outside of top)	10'	12'	14'	16'	20'	24'
B (Center to center of posts)	82¾"	106¾"	130¾"	154¾"	204¾"	250¾"
C	Overall Height is 101"					
D	Distance from bottom of post to bottom of beam is 87"					
E (Post base size)	6" X 6" Square Post: 10½" X 10½" 8" X 8" Square Post: 12½" X 12½"					





# MENDOZA



**BASE MODEL INCLUDES:**

Stained pressure treated wood

6 X 6 posts

Scrolled or classic end cuts

2" X 8" purlins

*(Shown above): Mocha stain; Classic end cuts; 6 X 6 posts*



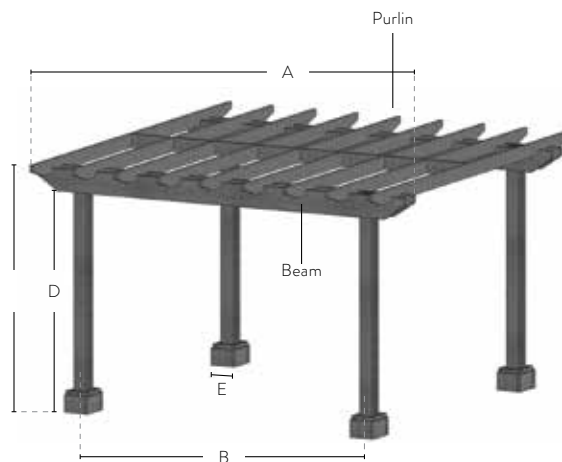
EMBRACING THE GREAT OUTDOORS, THE MENDOZA TOP IS OPEN AND AIRY.



## Specifications | Mendoza Wood Pergola

*Please Note: Mendoza Pergolas with sides of 22' and above will require additional posts.*

Size	10'	12'	14'	16'	20'	24'
A (Outside to outside of top)	10'	12'	14'	16'	20'	24'
B (Center to center of posts)	82¾"	106¾"	130¾"	154¾"	204¾"	250¾"
C	Overall Height is 101"					
D	Distance from bottom of post to bottom of beam is 87"					
E (Post base size)	6" X 6" Square Post: 10½" X 10½" 8" X 8" Square Post: 12½" X 12½"					



# Design a Modern Pergola in 4 easy steps:

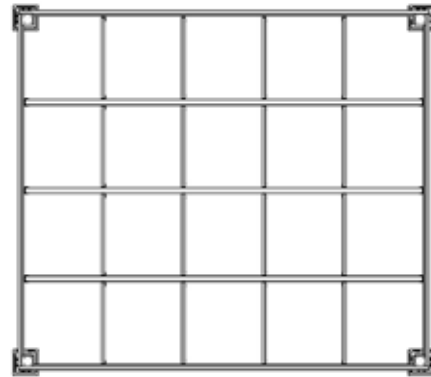
## 1 Choose a size.

### Things to consider:

- How much space do you have available?
- Berlin Gardens measurements are based on the TOP dimensions. Posts are flush with the outside of the top.


### Modern Pergola Sizes (outside to outside of top)

10 x 10, 10 x 12, 10 x 14, 10 x 16, 12 x 12, 12 x 14, 12 x 16, 12 x 18, 12 x 20, 12 x 24, 12 x 24, 14 x 14, 14 x 16, 14 x 18, 14 x 20, 14 x 22, 14 x 24, 16 x 16, 16 x 18, 16 x 20, 16 x 22, 16 x 24, 18 x 18, 18 x 20, 18 x 22, 18 x 24

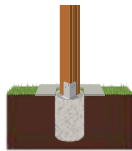


Pergolas 20' and above will have 6 posts. Length must be equal or greater than the width.


## 2 Choose a site type.



Concrete



Footer



In-Ground




Deck

\*Concrete footers must be installed prior to the structure.

## 3 Choose a Cellular PVC or Wood color\*.

### Azek Cellular PVC

Porter



White

Slate Grey



Clay

Black

### Treated Wood

Vineyard



Paint White

Paint Clay

Unstained

Stain Mocha

Stain Cedartone



Stain Mahogany

Paint Slate Gray

Clear Stain

Stain Black Onyx

Stain Storm Cloud Gray

\*Please refer to in-person samples for an accurate color.

## 4 Choose a shade style.



Shade Slats



Standard



Lattice (Full or Half)



*Vineyard Pergola; Stormcloud Gray stain; Full lattice*



*Vineyard Pergola; Mocha stain; Shade slats*



*Porter Pergola; White; Shade slats and lattice panels*



# Design a Traditional Pergola in 6 easy steps:


## 1 Choose a size.

**Things to consider:**

- How much space do you have available?
- Berlin Gardens measurements are based on the TOP dimensions, not the “footprint” of the posts. The posts are set in 16” from the outside edge of the purlins and beams.

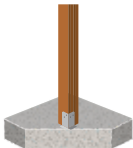
**Traditional Pergola Sizes (outside to outside of top)**

10 x 10, 10 x 12, 10 x 14, 10 x 16, 12 x 12, 12 x 14, 12 x 16, 12 x 18, 12 x 20, 12 x 24, 12 x 24, 14 x 14, 14 x 16, 14 x 18, 14 x 20, 14 x 22, 14 x 24, 16 x 16, 16 x 18, 16 x 20, 16 x 22, 16 x 24, 18 x 18, 18 x 20, 18 x 22, 18 x 24

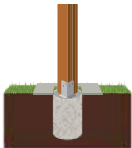


Beams and purlins extend 16” past post positions. Pergolas 22’ and above will have 6 posts. Length must be equal or greater than the width. \*18’ width is not available with deluxe shade.


## 2 Choose a site type.



Concrete



Footer



In-Ground



Deck

\*Concrete footers must be installed prior to the structure.

## 3 Choose a vinyl or wood color\*.

**Vinyl**

Urbana



White



Slate Grey



Clay

**Treated Wood**

Outback and Mendoza



Paint White



Paint Clay



Unstained



Stain Mocha



Stain Cedartone



Stain Mahogany



Paint Slate Gray



Clear Stain



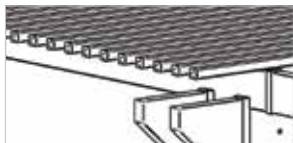
Stain Black Onyx



Stain Storm Cloud Gray

\*Please refer to in-person samples for an accurate color.

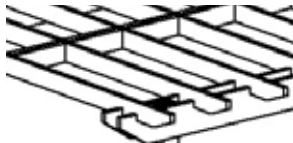
4 Choose a shade style.



Regular



Deluxe\*  
(Not available in wood)



Mendoza

\*18' width is not available with deluxe shade.

5 Choose a post style.

Vinyl Options



Vinyl Round  
(10" Tapered)



Vinyl Savannah  
(6" X 6" Top)  
(8" X 8" Base)



Vinyl Square  
(6" X 6")



Vinyl Square  
(8" X 8")

Wood Options



Wood Savannah Post  
(6" X 6" Top)  
(8" X 8" Bottom)

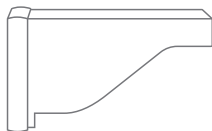


Wood Square Post  
(6" X 6")

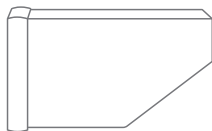


Wood Square Post  
(8" X 8")

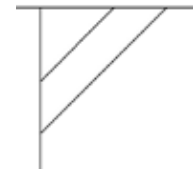
6 Choose a beam and purlin end design.



Scrolled



Classic



Straight



Arched

7 Choose braces.



*(Shown above): Slate gray vinyl; Deluxe shade; Straight braces; Scrolled end caps; 6 X 6 posts*





Outback Pergola; Stormcloud Gray stain; Classic end cuts; Dia shades



Clay Urbana Pergola; Deluxe shade; Scrolled end caps; 6 X 6 posts; Curtains



Outback Pergola; Clay paint; Classic end cuts; Arched braces



Outback Pergola; Mocha stain



White Urbana Pergola; Deluxe shade; Classic end caps; Straight braces



Outback Pergola; Cedartone stain; Arched braces



# WELLINGTON

REFINED STYLE —  
NATURAL BEAUTY.

**BASE MODEL INCLUDES:**

Pressure treated material wrapped with Cellular PVC  
Paintable  
8 X 8 posts  
8 / 12 pitch roof  
Painted rafters with exposed pine sheathing  
12" overhang

*(Shown above): White; Exposed rafters with Cedartone sheathing; Metal roof*

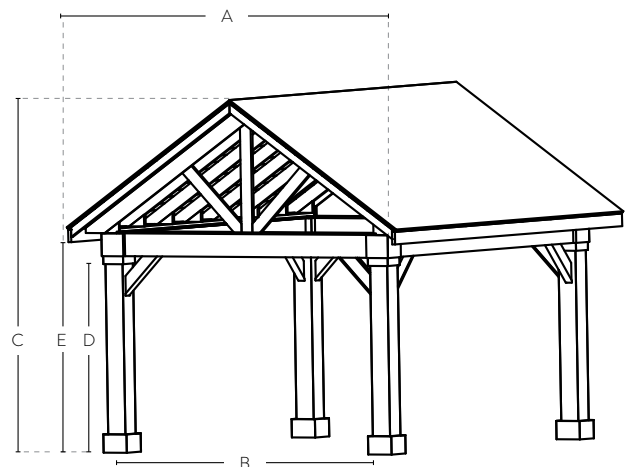
WITH CLEAN LINES AND TREND-SETTING AESTHETICS, THE WELLINGTON ADDS A LOW-MAINTENANCE YET STYLISH TOUCH TO YOUR BACKYARD RETREAT.



## Specifications | Wellington Cellular PVC Pavilion

Please Note: Wellington Pavilions with sides of 20' and above will require additional posts.

Size	10'	12'	14'	16'	18'	20'	24'
A (Outside to outside of top)	12'	14'	16'	18'	20'	22'	26'
B (Center to center of posts)	111"	135"	159"	183"	207"	231"	279"
C (Overall height)	144"	152"	160"	168"	176"	183"	200"
D	Distance from bottom of post to bottom of beam is 87"						
E	Distance from bottom of post to top of beam is 96"						

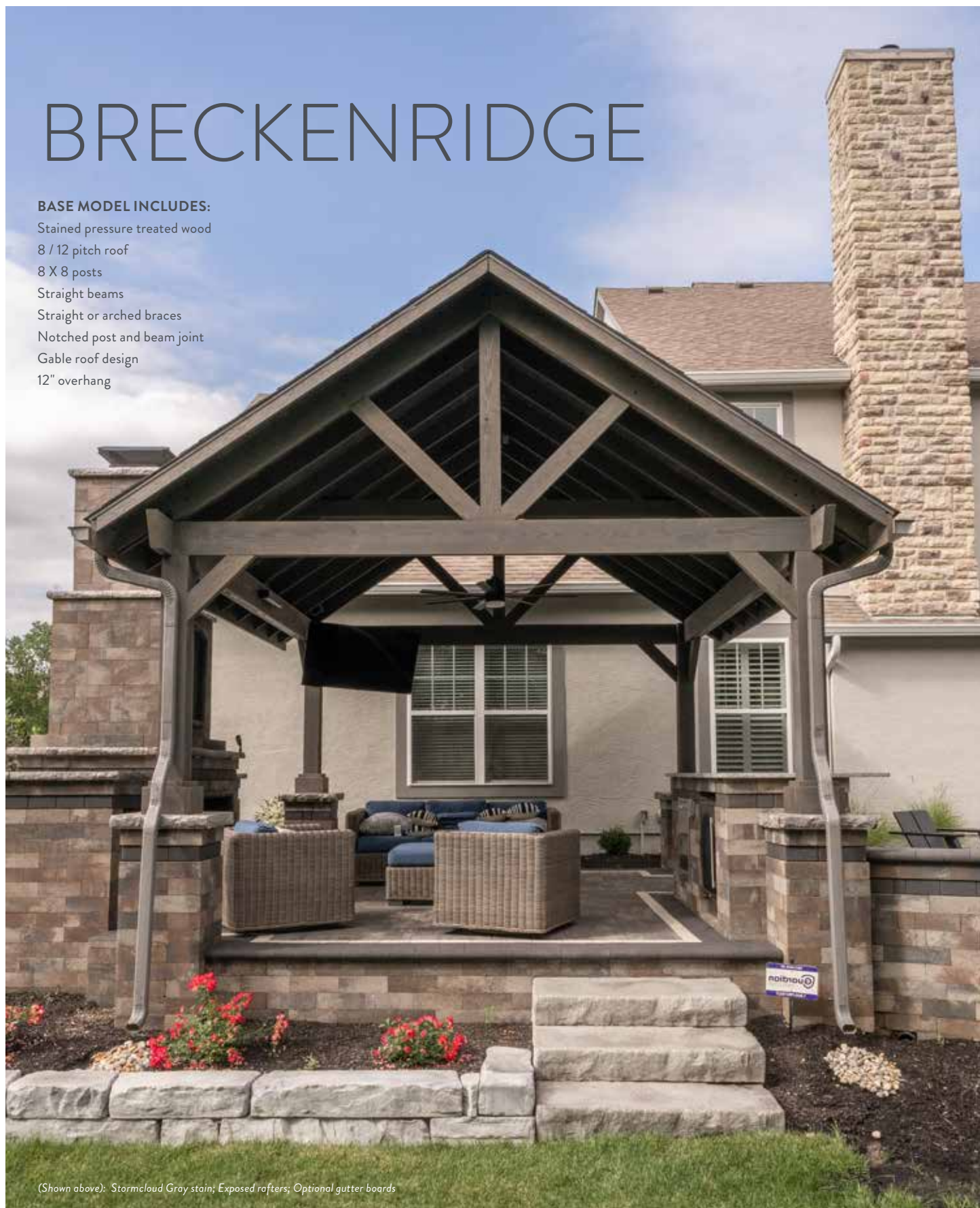




# BRECKENRIDGE

**BASE MODEL INCLUDES:**

Stained pressure treated wood  
8 / 12 pitch roof  
8 X 8 posts  
Straight beams  
Straight or arched braces  
Notched post and beam joint  
Gable roof design  
12" overhang



(Shown above): Stormcloud Gray stain; Exposed rafters; Optional gutter boards

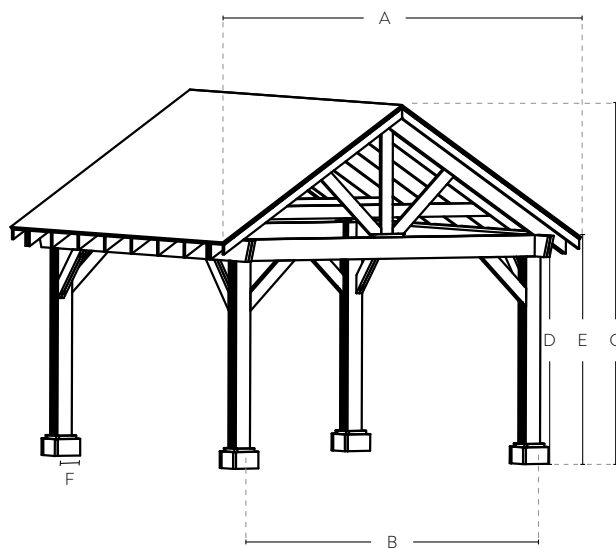
WITH ITS OPEN GABLE TRUSSES, THIS PAVILION MAXIMIZES THE BENEFITS OF BEING OUTDOORS WHILE KEEPING YOU UNDER SHELTER.



## Specifications | Breckenridge Wood Pavilion

Please Note: Breckenridge Pavilions with sides of 20' and above will require additional posts.

Size	10'	12'	14'	16'	18'	20'	24'
A (Outside to outside of roof)	144"	168"	192"	216"	240"	264"	312"
B (Center to center of posts)	113"	137"	161"	185"	209"	233"	281"
C (Regular roof)	144"	152"	160"	168"	176"	183"	200"
D	Distance from bottom of post to bottom of beam is 87"						
E	Distance from bottom of post to top of beam is 96"						
F (Post base size)	8" X 8" Square; 12½" X 12½"						





# MESA

## BASE MODEL INCLUDES:

Stained rough sawn timbers - non-treated

\*Choose white pine, cedar, or douglas fir

8 / 12 pitch roof

Solid 8 X 8 posts (no wire chase)

Timber beams and rafters

2" X 6" tongue-and-groove pine sheathing

12" eave overhang

16" gable overhang



(Shown above): Rough sawn White Pine; Stormcloud Gray stain; Cedartone sheathing; Optional gutter boards



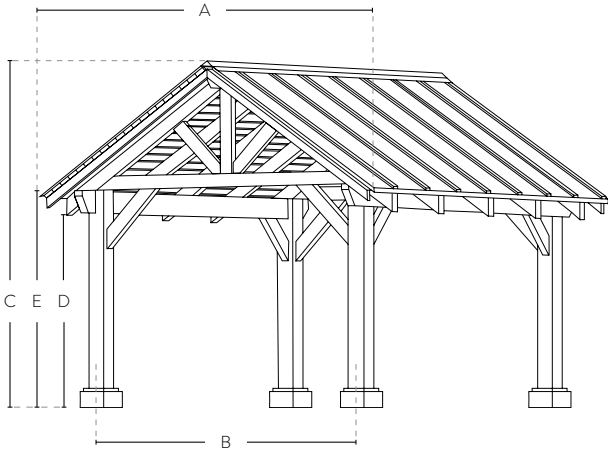
MESA'S STOUT AND MIGHTY TIMBER AND GABLE ROOF DESIGN PROVIDE A SPACIOUS STRUCTURE FOR ANY GATHERING – OR A LEISURELY AFTERNOON.



Specifications | Mesa Wood Pavilion

Please Note: Mesa Pavilions with sides of 20' and above will require additional posts.

Size	10'	12'	14'	16'	18'	20'	24'
A (Outside to outside of roof)	12'	14'	16'	18'	20'	22'	26'
B (Center to center of posts)	112"	136"	160"	184"	208"	232"	280"
C (Overall height)	144"	152"	160"	168"	176"	183"	200"
D	Distance from bottom of post to bottom of beam is 86"						
E	Distance from bottom of post to top of beam is 96"						





WELLINGTON, BRECKENRIDGE, AND MESA PAVILION CEILING + SHEATHING GALLERY



Wellington and Breckenridge Pavilion  
Standard interior



Breckenridge Pavilion  
Triple Rafter roof



Wellington or Breckenridge Pavilion  
Wood ceiling option - Cedartone



Wellington or Breckenridge Pavilion  
Wood ceiling option - Cedartone



Wellington Pavilion  
Azek PVC ceiling option



Mesa Pavilion  
Standard interior - Cedartone sheathing





# VICTORIA




**BASE MODEL INCLUDES:**

- Pressure treated material wrapped with cellular PVC
- Paintable
- 6 / 12 pitch roof
- 8 X 8 posts
- Straight beams
- Painted rafters with exposed pine sheathing
- 9" overhang

(Shown above): White; Exposed rafters; Mocha sheathing



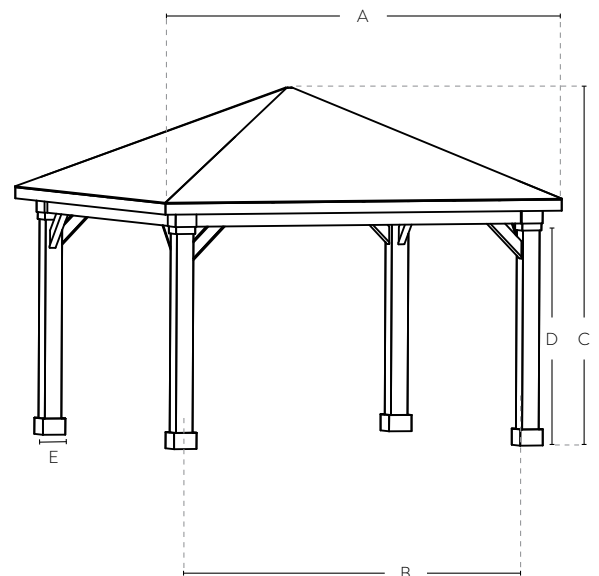
INSPIRED BY THE GRACEFUL ARCHITECTURE OF VICTORIAN ENGLAND,  
THIS PAVILION IS THE PERFECT SPOT FOR RELAXING IN ROYAL STYLE.



## Specifications | Victoria Cellular PVC Pavilion

Please Note: Victoria Pavilions with sides of 20' and above will require additional posts.

Size	10'	12'	14'	16'	18'	20'	24'
A	139"	163"	187"	211"	235"	259"	307"
B (Center to center of posts)	111"	135"	159"	183"	207"	231"	279"
C (Regular roof)	130"	136"	142"	148"	154"	160"	172"
C (Classic roof)	147"	153"	159"	165"	171"	177"	189"
D	Distance from bottom of post to bottom of beam is 84"						
E (Post base size)	8" X 8" Square; 11¼" X 11¼"						



# CASCADE

**BASE MODEL INCLUDES:**

Stained pressure treated wood  
6 / 12 pitch roof  
8 X 8 posts  
Straight beams  
Straight or arched braces  
Notched post and beam joint  
Hip roof design  
11" overhang



*(Shown above): Mocha stain; Arched braces; Regular roof; Metal roof*



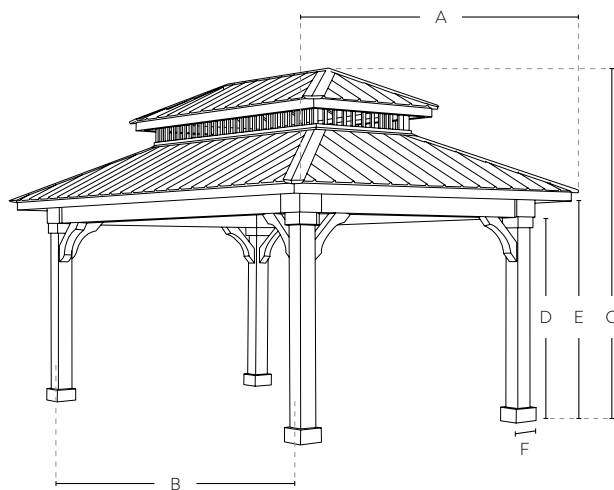
FORM MEETS FUNCTION IN THIS BEAUTIFULLY CONSTRUCTED PAVILION –  
A PERFECT BACKDROP FOR YOUR NEXT GATHERING.



### Specifications | Cascade Wood Pavilion

Please Note: Cascade Pavilions with sides of 20' and above will require additional posts.

Size	10'	12'	14'	16'	18'	20'	24'
A (Outside to outside of roof)	139"	163"	187"	211"	235"	259"	307"
B (Center to center of posts)	111"	135"	159"	183"	207"	231"	279"
C (Regular roof)	133"	139"	145"	151"	157"	163"	175"
C (Classic roof)	150"	156"	162"	168"	174"	180"	192"
D	Distance from bottom of post to bottom of beam is 87"						
E	Distance from bottom of post to top of beam is 96"						
F (Post base size)	8" X 8" Square; 12½" X 12½"						



# HAMPTON

**BASE MODEL INCLUDES:**

- Stained pressure treated wood
- 6 / 12 pitch roof
- 6 X 6 Hampton posts
- Arched or straight beams
- 6" overhang
- No notched post and beam joint
- Exposed pine sheathing (ceiling not available)
- Limited sizes available - for custom sizes, refer to Cascade Pavilions



(Shown above): Stormcloud Gray stain; Hampton posts; arched beams and braces; regular roof



REMINISCENT OF THE ARCHITECTURE FOUND THROUGHOUT THE LONG ISLAND SEASIDE RETREAT, THE HAMPTON IS A TIMELESS ADDITION TO YOUR LANDSCAPE.



*Cedartone stain; regular roof; straight beams and braces; 8 X 8 posts*

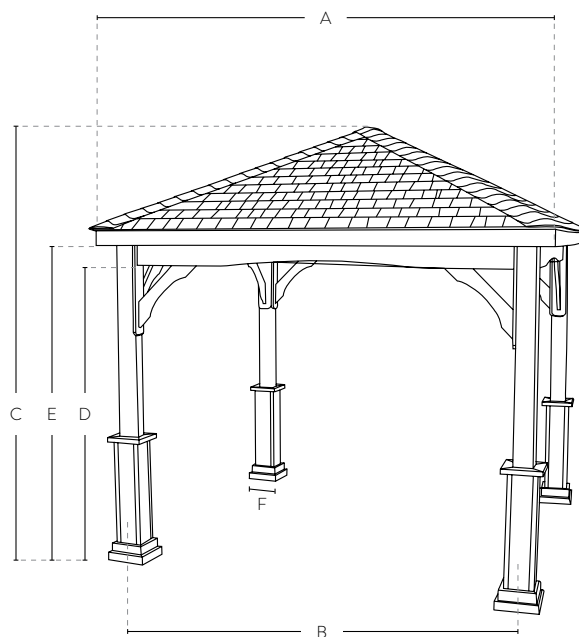


*Mocha stain; classic roof; arched beams and braces; 6 X 6 posts*

## Specifications | Hampton Wood Pavilion

*Please Note: Hampton Pavilions with sides of 20' and above will require additional posts.*


Size	10'	12'	14'	16'	20'
A	127"	151"	175"	199"	247"
B (Center to center of posts)	113¼"	137¼"	161¼"	185¼"	233¼"
C (Regular roof)	130"	136"	142"	148"	N/A
C (Classic roof)	147"	153"	159"	165"	N/A
D	Distance from bottom of post to bottom of beam is 87"				
E	Distance from bottom of post to top of beam is 96"				
F (Post base size)	6' X 6' Square: 10½" X 10½" 8' X 8' Square: 12½" X 12½" Hampton Style: 12½" X 12½"				



Victoria



Cascade and Hampton







Victoria Pavilion; White; Regular roof



Cascade Pavilion; White; Classic roof; Straight beams; Arched braces



Cascade Pavilion; Mocha stain; Straight braces and beams; Regular roof



Hampton Pavilion; Clay paint; Straight beams and braces; 6 X 6 posts; Regular roof



Hampton Pavilion; White; Straight beams and braces; Hampton posts; Regular roof

# SIENNA

**BASE MODEL INCLUDES:**

Pressure treated material wrapped with cellular PVC

Paintable

1 / 12 pitch roof

8 X 8 posts

Straight beams

Straight braces

Slant roof design

Notched post and beam joint



(Shown above): White Siena; Straight beams and braces; Exposed rafters and sheathing



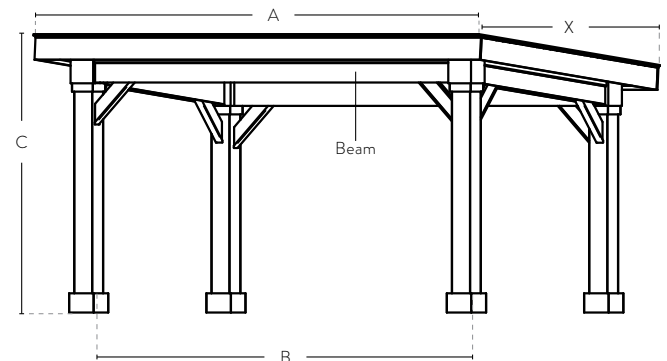
THE SIENA APPEALS TO MINIMALISTIC STYLES WITH ITS  
DISTINCTIVE LINES AND CLASSIC SHED ROOF.



## Specifications | Siena Cellular PVC Pavilion

Please Note: Siena Pavilions with sides of 20' and above will require additional posts.

Size	10'	12'	14'	16'	18'	20'	24'
X (Outside to outside slanted roof side)	160"	184"	208"	N/A	N/A	N/A	N/A
A (Outside to outside of roof)	144"	168"	192"	216"	240"	264"	312"
B (Center to center of posts)	113"	137"	161"	185"	209"	233"	281"
C (Overall height)	118"	120"	122"	N/A	N/A	N/A	N/A
D (Post base size)	8" X 8" Square: 11¼" X 11¼"						



# PRAIRIE

**BASE MODEL INCLUDES:**

Stained pressure treated wood  
1/12 pitch roof  
8 X 8 posts  
Straight beams  
Straight braces  
Slant roof design  
Notched post and beam joint



*(Shown above): Clay point; Exposed rafters and sheathing; Closed eave*



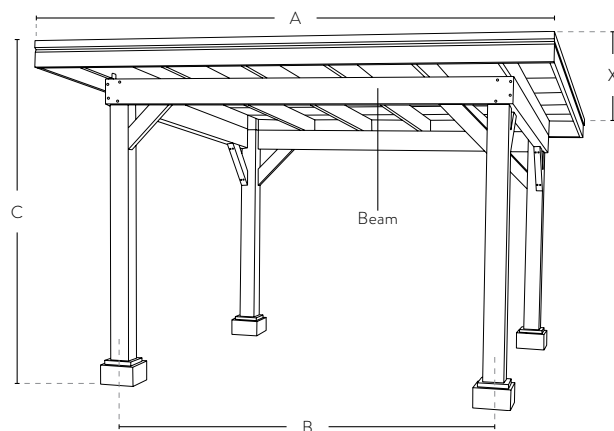
THE PRAIRIE APPEALS TO MINIMALISTIC STYLES WITH ITS  
DISTINCTIVE LINES AND CLASSIC SLANT ROOF.



## Specifications | Prairie Wood Pavilion

*Please Note: Prairie Pavilions with sides of 20' and above will require additional posts.*

Size	10'	12'	14'	16'	18'	20'	24'
X (Outside to outside slanted roof side)	160"	184"	208"	N/A	N/A	N/A	N/A
A (Outside to outside of roof)	144"	168"	192"	216"	240"	264"	312"
B (Center to center of posts)	113"	137"	161"	185"	209"	233"	281"
C (Overall height)	118"	120"	122"	N/A	N/A	N/A	N/A



# NORWOOD

**BASE MODEL INCLUDES:**

Stained rough sawn timbers - non-treated


\*Choose white pine, cedar, or douglas fir

1 / 12 pitch roof

Solid timber 8 X 8 posts (no wire chase)

Timber and rafters

2" X 6" tongue-and-groove pine sheathing



(Shown above): White Pine; Cedartone stain



NORWOOD IS A SUREFIRE WAY TO ENJOY YOUR OUTDOOR SPACE.

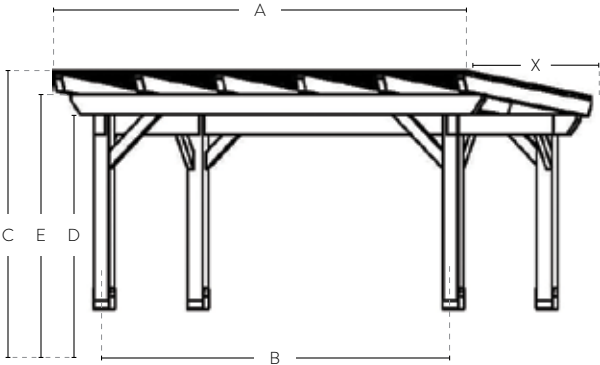


White Pine; Cedartone stain

Specifications | Norwood Wood Pavilion

Please Note: Norwood Pavilions with sides of 20' and above will require additional posts.

Size	10'	12'	14'	16'
X (Outside to outside slanted roof side)				
A (Outside to outside of roof)	12'	14'	16'	18'
B (Center to center of posts)	112"	136"	160"	184"
C (Overall height)	143"	149"	155"	161"
D	Distance from bottom of post to bottom of beam is 86"			
E	Distance from bottom of post to top of beam is 96"			





(Shown above): Black Siena; Cedartone ceiling





# Design an A-Frame Pavilion in 7 easy steps:

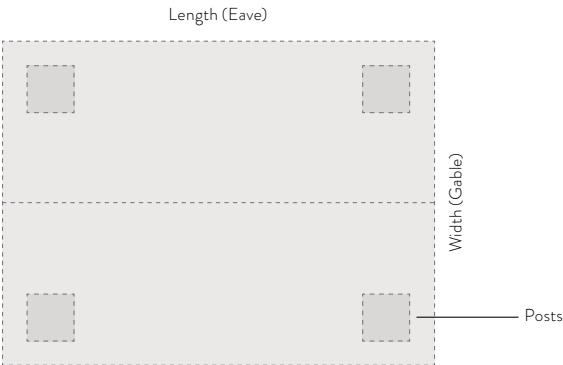
## 1 Choose a style and size.

**Things to consider:**

- How much space do you have available?
- Berlin Gardens pavilions are available in many sizes.
- Measure your available space keeping in mind both post and roof dimensions (roof extends 11" past post positions).

**A-Frame Sizes:**

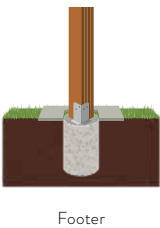
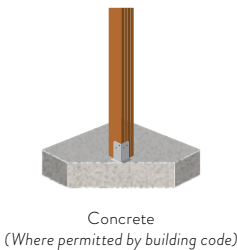
10 x 10, 10 x 12, 10 x 14, 10 x 16, 12 x 12, 12 x 14, 12 x 16, 12 x 18, 12 x 20, 12 x 24, 14 x 14, 14 x 16, 14 x 18, 14 x 20, 14 x 24, 16 x 16, 16 x 18, 16 x 20, 16 x 24, 18 x 18, 18 x 20, 18 x 24, 20 x 20, 20 x 24



## 2 Choose a site type.

Concrete footers recommended.


*\*Concrete footers must be installed prior to the structure.*



## 3 Choose a Cellular PVC or Wood color\*.

**Cellular PVC**


Wellington



**Wood**

Breckenridge and Mesa

*\*Paint not available in non-treated wood pavilions*



*\*Please refer to in-person samples for an accurate color.*



# 5 Choose a roof style.

Rafter Roof



Triple Rafter Roof  
(Breckenridge only)



Exposed Timber Rafters  
Mesa only  
(Choice of stain color)



# 6 Choose a ceiling style.

Exposed Rafters and Sheathing



Azek Ceiling  
(Wellington only)



Wood Ceiling



# 7 Choose a roofing material\*.

## 30-Year Architectural Asphalt Shingles



Weatherwood



Burnt Sienna  
(Dk. Brown)



Resawn Shake  
(Lt. Brown)



Moire Black



Pewter



Cobblestone  
Gray

## Metal Roofing



Black



Charcoal



Light Gray



Brown



Antique  
Bronze



Burgundy



Rustic Red



Brite Red



Green



Gallery  
Blue



Hawaiian  
Blue



Clay



Light Stone



Tan



Galvalume



White

\*Please refer to in-person samples for an accurate color.

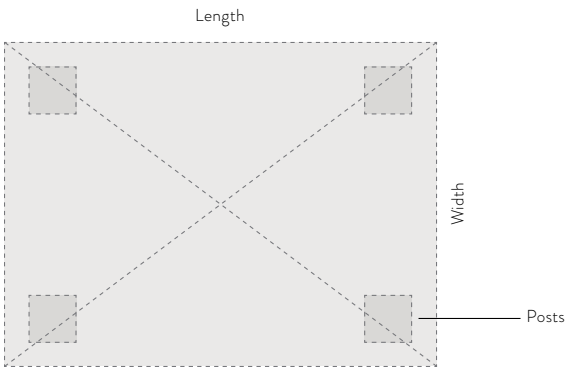
# Design a Hip Roof Pavilion in 7 easy steps:

## 1 Choose a size.

**Things to consider:**

- How much space do you have available?
- Berlin Gardens pavilions are available in many sizes.
- Measure your available space keeping in mind both post and roof dimensions (roof extends 11" past post positions).

Dimensions shown are outside to outside of the posts



**Cascade and Victoria Sizes:**

10 x 10, 10 x 12, 10 x 14, 10 x 16, 12 x 12, 12 x 14, 12 x 16, 12 x 18, 12 x 20, 12 x 24, 14 x 14, 14 x 16, 14 x 18, 14 x 20, 14 x 24, 16 x 16, 16 x 18, 16 x 20, 16 x 24, 18 x 18, 18 x 20, 18 x 24, 20 x 20, 20 x 24


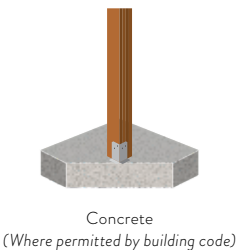
**Hampton Sizes:**

10 x 10, 10 x 12, 10 x 14, 10 x 16, 12 x 12, 12 x 14, 12 x 16, 12 x 20, 14 x 14, 14 x 16

## 2 Choose a site type.

Concrete footers recommended.

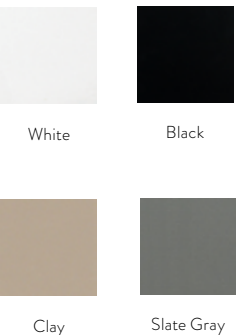
*\*Concrete footers must be installed prior to the structure.*



## 3 Choose a Cellular PVC or Wood color\*.


**Cellular PVC**

Victoria



**Treated Wood**

Cascade and Hampton



*\*Please refer to in-person samples for an accurate color.*



# 4 Choose a beam style.

Straight



Premier Arch  
(Victoria and Cascade only)



Arched  
(Hampton only)



# 5 Choose a roof style.

Regular Roof



Classic Roof



# 6 Choose a sheathing or ceiling style/color.

Sheathing




Wood Ceiling  
(Choice of stain color)



\*Not available in the Hampton

Azek Ceiling  
(Victoria only)




# 7 Choose a roofing material\*.


## 30-Year Architectural Asphalt Shingles



Weatherwood



Burnt Sienna  
(Dk. Brown)



Resawn Shake (Lt.  
Brown)



Moire Black



Pewter



Cobblestone Gray

## Metal Roofing



Black



Charcoal



Light Gray



Brown



Antique  
Bronze



Burgundy



Rustic Red



Brite Red



Green



Gallery  
Blue



Hawaiian  
Blue



Clay




Light Stone



Tan



Galvalume



White

\*Please refer to in-person samples for an accurate color.

# Design a Slant Roof Pavilion in 7 easy steps:

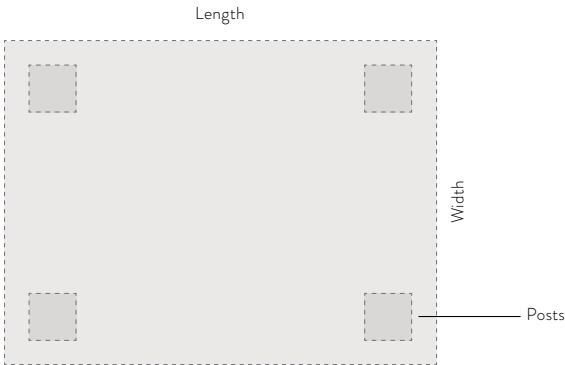
## 1 Choose a style and size.

**Things to consider:**

- How much space do you have available?
- Berlin Gardens pavilions are available in many sizes.
- Measure your available space keeping in mind both post and roof dimensions (roof extends 11" past post positions).

**Slant Roof Sizes:**

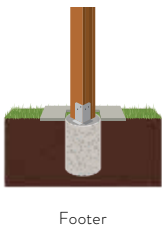
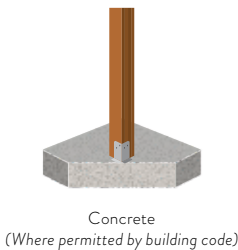
10 x 10, 10 x 12, 10 x 14, 10 x 16, 12 x 12, 12 x 14, 12 x 16, 12 x 18, 12 x 20, 12 x 24, 14 x 14, 14 x 16, 14 x 18, 14 x 20, 14 x 24, 16 x 16, 16 x 18, 16 x 20, 16 x 24



## 2 Choose a site type.

Concrete footers recommended.


*\*Concrete footers must be installed prior to the structure.*



## 3 Choose a Cellular PVC or Wood color\*.

**Cellular PVC**


Siena



**Treated Wood**

Prairie and Norwood

*\*Paint not available in non-treated wood pavilions*



*\*Please refer to in-person samples for an accurate color.*



# 4

Choose a roof style.

Open Eave Roof  
(Prairie only)



Enclosed Eave  
(Prairie and Siena)



Open Eave Timber  
(Norwood only)



# 5

Choose a ceiling style.

Sheathing



Wood Ceiling  
(Choice of stain color)



Azek Ceiling



# 6

Choose a roofing material\*.

## Metal Roofing



Black



Charcoal



Light Gray



Brown



Antique  
Bronze



Burgundy



Rustic Red



Brite Red



Green



Gallery  
Blue



Hawaiian  
Blue



Clay




Light Stone



Tan



Galvalume



White

\*Please refer to in-person samples for an accurate color.

# OCTAGON

**BASE MODEL INCLUDES:**

White vinyl or treated wood exterior

Regular roof

American style railing

Metal or asphalt roofing


Cupola



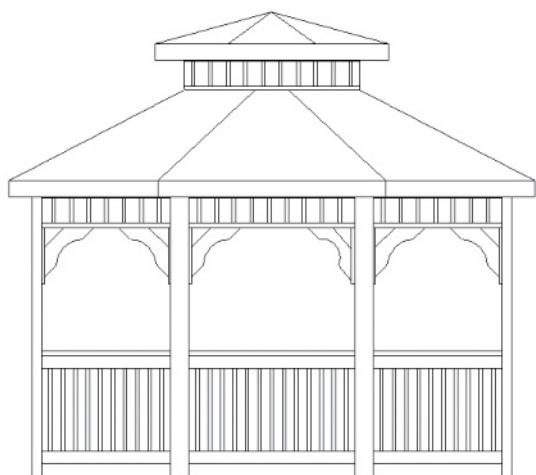
*(Shown with optional upgrades): White vinyl; Classic roof; Composite floor*



THIS CLASSIC STYLE BRINGS THE GRANDEUR OF COLONIAL AMERICA TO YOUR OWN BACKYARD.



### Specifications | Vinyl Octagon Gazebo



#### UPGRADE OPTIONS:

Clay vinyl  
Classic roof  
Vinyl ceiling  
Composite floor  
Wood floor  
Screen kit



Classic Roof



Vinyl Ceiling



Composite Floor

# OBLONG

**BASE MODEL INCLUDES:**

White vinyl or treated wood exterior

Classic roof

American style rail

Metal or asphalt shingles



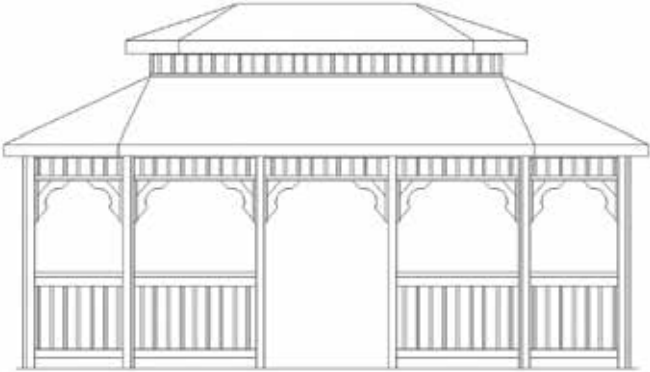
*(Shown with optional upgrades): White vinyl; Composite floor*



INSPIRED BY SOUTHERN STYLE, THIS GAZEBO BRINGS THE AREA'S CHARM AND CASUAL, LAID-BACK LIFESTYLE TO YOU.



Specifications | Vinyl Oblong Gazebo



**UPGRADE OPTIONS:**

- Clay vinyl
- Vinyl ceiling
- Composite floor
- Wood floor
- Screen kit



Vinyl Ceiling



Composite Floor



Screen Kit



# RECTANGULAR

**BASE MODEL INCLUDES:**

White vinyl or treated wood exterior  
Regular roof  
American Style railing  
Metal or asphalt roofing

*(Shown with optional upgrades): White vinyl; Classic roof; Composite floor*



SIP SWEET TEA, CHAT WITH FAMILY AND FRIENDS, READ A BOOK  
AND RELAX ... IT'S ALL GOOD IN THIS TIMELESS GAZEBO.




Cedartone stain; Wood floor



Clay vinyl; Screen kit

Specifications | Vinyl Rectangular Gazebo



**UPGRADE OPTIONS:**

- Clay vinyl
- Classic roof
- Vinyl ceiling
- Composite floor
- Wood floor
- Screen kit



Classic Roof



Vinyl Ceiling



Composite Floor



*Octagon Gazebo; White; Classic roof; Composite floor*



*Rectangle Gazebo; White; Regular roof; Composite floor*



*Oblong Gazebo; White; Classic roof; Composite floor*





*Oblong Gazebo; Wood floor*



*Octagon Gazebo; Cedartone stain; Wood floor*



*Rectangle Gazebo; Cedartone stain; Wood floor*

# Design a Gazebo in 6 easy steps:

## 1 Choose a shape and size.



**Oblong Sizes** (Width X Length)  
10' X 14', 10' X 18', 12' X 16', 12' X 20'



**Octagon Sizes** (Diameter)  
10', 12', 14', 16'



**Square/Rectangular Sizes** (Width X Length)  
10' X 10', 10' X 12', 10' X 16'  
12' X 12', 12' X 16', 12' X 20'

## 2 Choose a vinyl or wood color\*.

### Vinyl



White



Clay

### Wood



Paint  
White



Paint  
Clay



Paint  
Slate Gray



Stain  
Mocha



Unstained



Clear  
Stain



Stain  
Cedartone



Stain  
Black Onyx



Stain  
Mahogany



Stain  
Storm Cloud  
Gray

## 3 Choose a roof style.

### Oblong



Classic Roof (Standard)

### Octagon



Regular Roof



Classic Roof

### Square and Rectangle



Regular Roof



Classic Roof

\*Please refer to in-person samples for an accurate color.



# 4 Choose a roofing material\*.

## 30-Year Architectural Asphalt Shingles



Weatherwood



Burnt Sienna  
(Dk. Brown)



Resawn Shake  
(Lt. Brown)



Moire Black



Pewter



Cobblestone  
Gray

## Metal Roofing



Black



Charcoal



Light Gray



Brown



Antique  
Bronze



Burgundy



Rustic Red



Brite Red



Green



Gallery Blue



Hawaiian  
Blue



Clay



Light Stone



Tan



Galvalume




White


\*Please refer to in-person samples for an accurate color.

# 5 Choose a floor color\*.


## Azek Harvest Collection (Composite)



Kona




Slate Grey



Brownstone

## Wood



Treated  
Wood

\*Please refer to in-person samples for an accurate color.

## No Floor



# 6 Choose additional options.

## Screen System for Vinyl or Wood Gazebos

























## Vinyl Ceiling for Vinyl Gazebos



## Wood Ceiling for Wood Gazebos



## Fabric Group A

	Beaming Lagoon (BELA)		Canvas True Blue (CATB)		NEW Leisure Denim (LEDE)
	Beaming Mojave (BEMO)		Cast Ash (CACO)		Mason Forest Green (MAFG)
	BG Stripe Tropical (BGST)		Cast Horizon (CAHO)		Milano Char (MICH)
	Brannon Redwood (BR)		Cast Lagoon (CALA)		Peyton Granite (PG)
	Canvas Aruba (CA)		NEW Cast Oasis (CAOS)		NEW Play Adobe (PLAD)
	Canvas Black (CBK)		NEW Cast Pumice (CAPE)		Play Mushroom (PLMU)
	Canvas Capri (CCA)		Cast Sage (CASG)		Play Teak (PLTE)
	Canvas Forest Green (CAFG)		Cast Slate (CASL)		Remix Camel (RECL)
	Canvas Ginkgo (CGI)		Cultivate Stone (CUST)		NEW Remix Mesa (REMA)
	Canvas Granite (CG)		Dolce Oasis (DO)		Remix Silk (RESI)
	Canvas Heather Beige (CHB)		Dupione Celeste (DUCE)		Sail Away Aloe (SAAW)
	Canvas Henna (CAHN)		Dupione Deep Sea (DUDS)		Sail Away Java (SAAJ)
	Canvas Jockey Red (CJR)		NEW Exhale Dewdrop (EXDE)		Spectrum Denim (SEDE)
	Canvas Natural (CN)		NEW Exhale Rainwashed (EXRA)		Surround Sunrise (SUSU)
	Canvas Navy (CNV)		NEW Exhale Sky (EXSK)		Tranquil Camel (TRCM)
	Canvas Seasalt (CASS)		Gateway Mist (GAMT)		Tranquil Linen (TRLI)
					Tranquil Sage (TRSA)



Fabric Group B



Iona Spa  
(IOSP)



Lively Parchment  
(LIPA)



Lively Sage  
(LISA)



Unwind Rainwashed  
(UNRA)



Unwind Sky  
(UNSK)



## Curtains



*Curtains hang on an easy-to-install system.*

CURTAINS ADD WARMTH AND PRIVACY TO YOUR OUTDOOR OASIS AND ARE AVAILABLE IN MANY FABRIC OPTIONS TO FIT YOUR STYLE.

- Standard Curtain Panel is 52" wide by 86" long
- Mounting hardware and rod available
- Available in all fabrics shown on pages 64-65
- Curtain rods are powder-coated, galvanized steel
- Rods are available in white, bronze and black





## Dia Shade (Pergola only)



OUR DIA SHADE ALLOWS YOU TO CONTROL THE AMOUNT OF SHADE TO CREATE THE OPTIMAL OUTDOOR EXPERIENCE.

- Track is powder-coated white, bronze or black
- Stainless fasteners and components
- Available in all fabrics on pages 64 and 65
- Maximum width per section is 54" Track runs parallel with beams
- 10' and 12' purlin lengths will have two shade sections
- 14' and 16' purlin lengths will have three shade sections
- Not available in cut yardage



Shadow Box Horizontal Privacy Wall



Custom Privacy Wall



Solid Horizontal Privacy Wall with Gable Enclosure





PRIVACY WALLS ARE THE PERFECT ADDITION  
TO YOUR STRUCTURE LENDING SOME  
SECLUSION TO YOUR OUTDOOR ROOM.

*Azek Shadow Box Horizontal Privacy Wall*



*Azek Standard Privacy Wall*



*Azek Shadow Box Horizontal Privacy Wall*



























# BERLIN GARDENS

TAKE LIFE OUTDOORS®

[berlingardens.com/structures](http://berlingardens.com/structures)  
800.593.3411

