



**BERLIN GARDENS**

*take life outdoors™*



# 2021 STRUCTURES COLLECTION

PERGOLAS

PAVILIONS

GAZEBOS

# Contents

3 Living Our Values

4 It's Your Choice

## PERGOLAS

8 Urbana Vinyl Pergola

10 Outback Wood Pergola

12 Mendoza Wood Pergola

14 Vineyard Wood Pergola

16 Alcove Wood Pergola

18 Vinyl Pergola Gallery

20 Wood Pergola Gallery

22 Design a Vinyl Pergola

23 Design a Wood Pergola

## PAVILIONS

26 Victoria Vinyl Pavilion

28 Wellington Composite Pavilion

30 Hampton Wood Pavilion

32 Cascade Wood Pavilion

34 Breckenridge Wood Pavilion

36 Mesa Wood Pavilion

38 Prairie Wood Pavilion

40 Vinyl and Composite Pavilion Gallery

42 Wood Pavilion Gallery

46 Design a Vinyl or Composite Pavilion

48 Design a Wood Pavilion

## GAZEBOS

52 Vinyl Octagon Gazebo

52 Vinyl Oblong Gazebo

53 Vinyl Rectangular Gazebo

54 Wood Octagon Gazebo

54 Wood Oblong Gazebo

55 Wood Rectangular Gazebo

56 Gazebo Gallery

58 Design a Gazebo

60 Miscellaneous Gallery

62 Accessories

# Living Our Values

At Berlin Gardens, our first goal is to bring honor and glory to our creator God in everything we do. We do this by manufacturing the highest quality products, delivering our products on time and going beyond your expectations with our customer service.

All of this starts by living by our Core Values of honesty, efficiency, attitude, respect and trust. We not only say this, but we believe it.

We hope our products help you *take life outdoors™*.



- The Yoder Family



# It's Your

## MAKE IT YOURS

An outdoor sanctuary. A quiet respite. A new place to gather with family and friends.

A structure from Berlin Gardens can transform your landscape into the haven you've been pining for. From open concepts to decorative touches, there's a structure that suits your tastes and standards.

## COMPARE OUR STRUCTURES

	PERGOLA	GAZEBO	PAVILION
Full Shade/Protection from Rain			
Partial Shade			
Screens			
Curtains			
Privacy Walls			
No Building Restrictions (Codes)			
Floor Options			
Dia Shade			
Customizable			
Structurally Engineered			
Manufactured in Kit Form			

## CLASSIC, CAREFREE VINYL

Durable and beautiful, vinyl requires very little attention. Regular cleaning with a mild dish detergent or similar product is normally all that's needed to keep your structure looking its best.

- Contains 50% recycled material.
- Made in the U.S.A.
- Won't crack, fade or chalk.
- Easy to assemble – or we'll assemble if you prefer.



# Choice

## NATURALLY BEAUTIFUL WOOD



Clear-grade, treated lumber helps protect your structure from the elements. Our structures are made from hand-selected Southern Yellow Pine.

- Pressure-treated to resist decay.
- Air-dried after treatment for enhanced durability.
- Harvested in the U.S.A.
- Milled to exact specifications.
- Please refer to in-person samples for an accurate color.
- All wood posts are laminated to limit warping; laminations are visible.
- Manufactured in kit form.

## *Protect Your Investment*

Like all lumber products exposed to the elements, your wooden structure will weather over time. Eventually, you will notice splits, cracks or checks — separations in the wood caused by changes in moisture content. This is perfectly natural. In fact, many feel it adds to the character of a structure.

### SO LET NATURE DO ITS WORK.

To keep your structure looking beautiful for years to come, just use the provided stain to protect exposed wood in new cracks and splits.

## SEE HOW OUR MATERIALS STACK UP

	VINYL	WOOD	COMPOSITE
<b>Ease of Cleaning</b>	●	●	●
<b>Durable</b>	●	●	●
<b>Highest Quality Material Possible</b>	●	●	●
<b>Low Maintenance</b>	●		●
<b>Paintable/Stainable (Color Customizable)</b>		●	●
<b>Made in the U.S.A.</b>	●	●	●





# Pergolas

VINYL  
GAZEBO

WOOD  
GAZEBO



Inside every vinyl post is a 6" x 6" wood post for reinforcement

Beams have a treated 2" x 8" wood post inside the vinyl sleeve

Purlins notched onto beams

Simpson post brackets for every post

Braces add stability for larger pergolas and high-wind locations

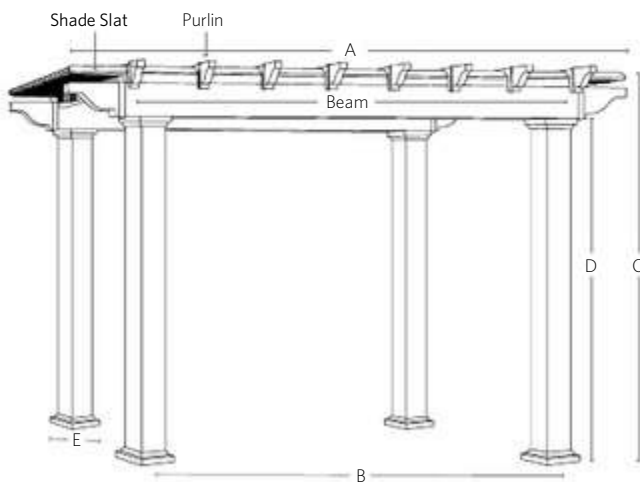


# Urbana

Crisp, clean lines. The Urbana Vinyl Pergola complements your home with classic styling.

## SPECIFICATIONS

SIZE (outside to outside of top)	10'	12'	14'	16'	20'	24'
A	10'	12'	14'	16'	20'	24'
B (C to C of posts)	82"	106"	130"	154"	202"	250"
C	Overall height is 103"					
D	Distance from bottom of post to bottom of beam is 88"					
E (post base size)	6" x 6" Square post = 9" x 9" 8" x 8" Square post/Savannah post = 11 1/4" x 11 1/4" Round post = 13" x 13"					



Please Note: Urbana Pergolas with sides of 20' and above will require additional posts.



4" on-center  
shade slats

Solid  
laminated  
wood posts

Classic or  
Scrolled  
end cuts

Simpson post  
brackets for  
every post

Grandfather  
style or  
Square posts

Purlins  
notched  
over beams

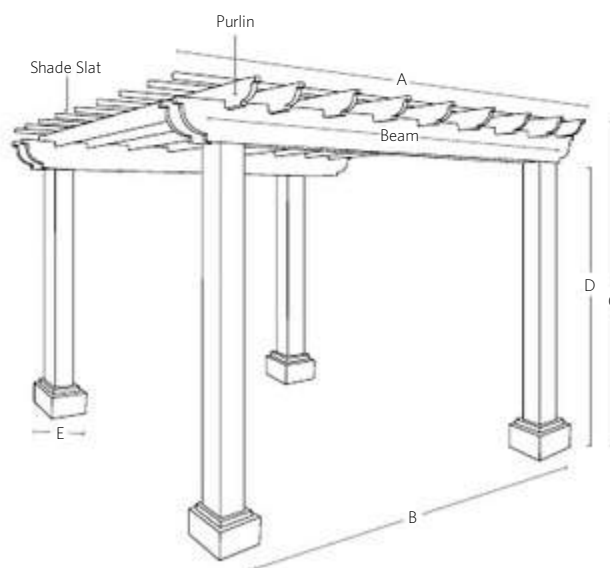


## Outback

The casual look of the Outback Pergola fits seamlessly into your space, inviting you outside.

### SPECIFICATIONS

SIZE (outside to outside of top)	10'	12'	14'	16'	20'	24'
A	10'	12'	14'	16'	20'	24'
B (C to C of posts)	82 3/4"	106 3/4"	130 3/4"	154 3/4"	204 3/4"	250 3/4"
C	Overall height is 101"					
D	Distance from bottom of post to bottom of beam is 87"					
E (post base size)	6" x 6" Square post = 10 1/2" x 10 1/2" 8" x 8" Square post/Grandfather post = 12 1/2" x 12 1/2"					



Please Note: Outback Pergolas with sides of 20' and above will require additional posts.



No shade  
slats

Solid  
laminated  
wood posts

Classic or  
Scrolled  
end cuts

Simpson post  
brackets for  
every post

Grandfather  
style or  
Square posts

2" x 8"  
purlins

Purlins  
notched  
over beams

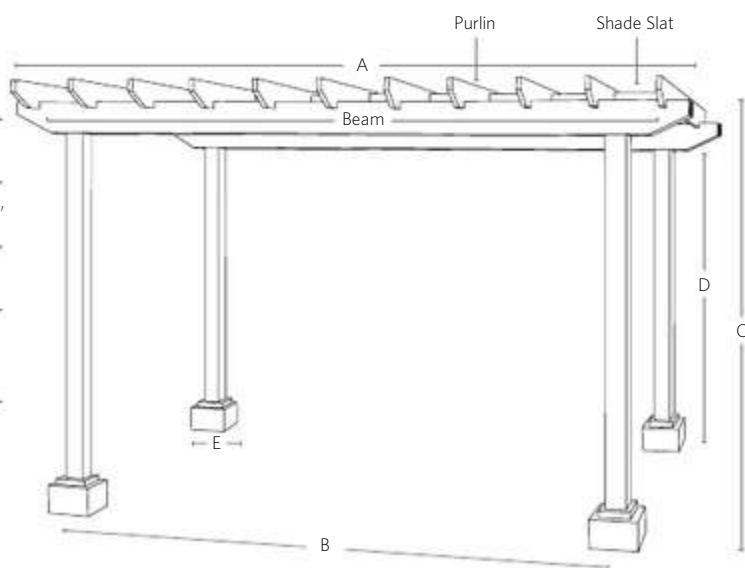


# Mendoza

Embracing the great outdoors, the Mendoza top is open and airy.

## SPECIFICATIONS

SIZE (outside to outside of top)	10'	12'	14'	16'	20'	24'
A	10'	12'	14'	16'	20'	24'
B (C to C of posts)	82 <sup>3</sup> / <sub>4</sub> "	106 <sup>3</sup> / <sub>4</sub> "	130 <sup>3</sup> / <sub>4</sub> "	154 <sup>3</sup> / <sub>4</sub> "	204 <sup>3</sup> / <sub>4</sub> "	250 <sup>3</sup> / <sub>4</sub> "
C	Overall height is 101"					
D	Distance from bottom of post to bottom of beam is 87"					
E (post base size)	6" x 6" Square post = 10 1/2" x 10 1/2" 8" x 8" Square post/Grandfather post = 12 1/2" x 12 1/2"					



Please Note: Mendoza Pergolas with sides of 20' and above will require additional posts.



Beams notched  
onto posts for  
added stability

Modern  
checkered  
top design

Multiple  
shade options

Solid laminated  
wood posts

Simpson post  
brackets for  
every post

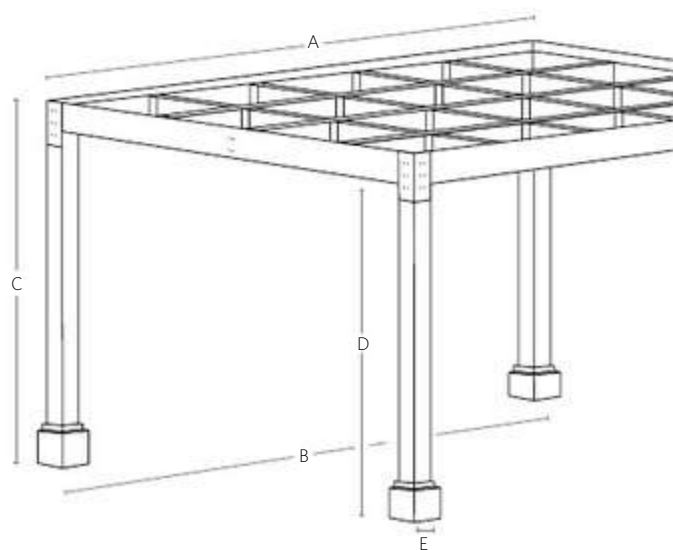


## Vineyard

Clean and tailored lines. The Vineyard Pergola allows for the perfect windswept draft. The rectangular model and flat top encourage a contemporary look for any space.

### SPECIFICATIONS

SIZE	10'	12'	14'	16'	18'	20'	24'
<i>(outside to outside of top)</i>							
A	10'	12'	14'	16'	18'	20'	24'
B	113"	137"	161"	185"	209"	233"	281"
<i>(C to C of posts)</i>							
C	Overall height is 98" (varies with width)						
D	Distance from bottom of post to bottom of beam is 89"						
E (post base size)	12 1/2" x 12 1/2"						





4" on-center  
shade slats

Three solid  
laminated  
wood posts

Scrolled  
end cuts

Simpson post  
brackets for  
every post

Square  
6" x 6" posts

2" x 6"  
purlins

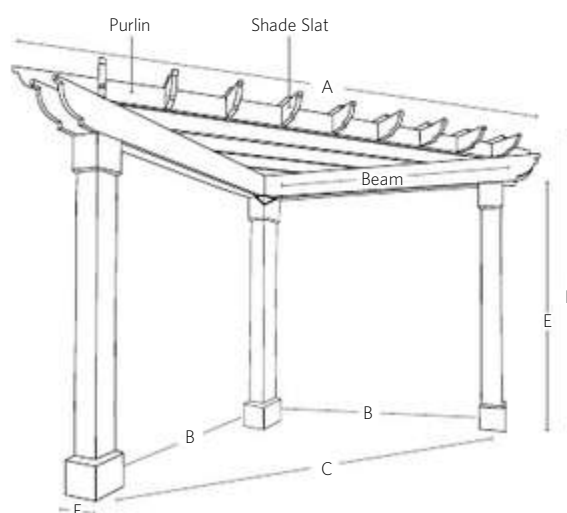


## Alcove

An Alcove makes any space welcoming and adds visual interest.

### SPECIFICATIONS

SIZE (outside to outside of top)	8'	10'	12'
A	140"	174"	205"
B (C to C of posts)	66 <sup>3</sup> / <sub>4</sub> "	90 <sup>3</sup> / <sub>4</sub> "	114 <sup>3</sup> / <sub>4</sub> "
C (diagonal distance C to C)	94"	128"	162"
D	Overall height is 102 <sup>1</sup> / <sub>2</sub> "		
E	Distance from bottom of post to bottom of beam is 87"		
F (post base size)	6" x 6" Square post = 10 <sup>1</sup> / <sub>2</sub> " x 10 <sup>1</sup> / <sub>2</sub> "		



Please Note: Alcove is only available in 8', 10' and 12'.



Vinyl

PERGOLA GALLERY





WOOD  
PERGOLA

VINYL  
PAVILION

Vinyl  
Pergola Gallery





Wood

PERGOLA GALLERY





Pergola Gallery

VINYL  
PAVILION  
WOOD  
PAVILION

VINYL  
GAZEBO

# Design a Vinyl Pergola in 6 easy steps.

## 1 Choose a size

### Things to consider:

How much space do you have available?

Berlin Gardens measurements are based on the TOP dimensions, not the "footprint" of the posts.

The posts are set in 16" from the outside edge of the purlins and beams.

### Sizes (outside to outside of top)

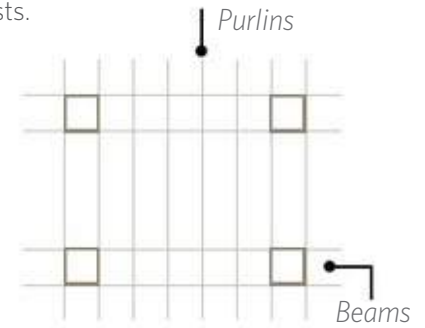
Widths (purlins) available: 10', 12', 14', 16', 18'\*

Lengths (beams) available: 10', 12', 14', 16', 18', 20', 22', 24'

Beams and purlins extend 16" past post positions.

Pergolas 20' feet and above will have 6 posts.

\*18' width is not available with deluxe shade.



## 2 Choose a site type



Concrete



Paver Stone



In-ground

Concrete footer should be installed prior to structure.

## 3 Choose a shade style



Regular shade



Deluxe shade

18' width is not available with deluxe shade.

## 4 Choose an end cap



Scrolled end cap



Classic end cap

## 5 Choose a post style



Vinyl Round Post  
10" Tapered



Vinyl Savannah Post  
6" x 6" Top | 8" x 8" Base



Vinyl Square Post  
6" x 6"



Vinyl Square Post  
8" x 8"

## 6 Choose a color



White



Clay

# Design a Wood Pergola in 6 easy steps.

## 1 Choose a size

### Things to consider:

How much space do you have available?

Berlin Gardens measurements are based on the TOP dimensions, not the "footprint" of the posts. The posts are set in 16" from the outside edge of the purlins and beams.

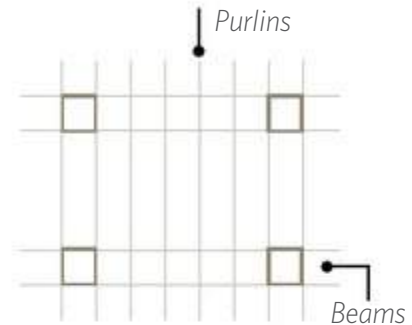
### Sizes (outside to outside of top)

Widths (purlins) available: 10', 12', 14', 16', 18'

Lengths (beams) available: 10', 12', 14', 16', 18', 20', 22', 24'

Beams and purlins extend 16" past post positions on all pergolas except Vineyard.

Vineyard beams and purlins extend 1.5" past post. Pergolas 20' feet and above will have 6 posts.



## 2 Choose a site type



Concrete



Paver Stone



In-ground

Concrete footer should be installed prior to structure.

## 3 Choose a style

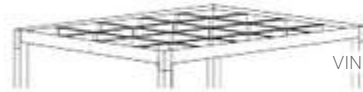
\*Alcove is only available in 8', 10' and 12'.



ALCOVE\*



OUTBACK



VINEYARD



MENDOZA

## 4 Choose a Vineyard shade



STANDARD



LATTICE (FULL OR HALF)



SHADE SLATES

## 5 Choose a post style



Wood Grandfather Post  
Wrapped 6" x 6"



Wood Savannah Post  
6" x 6" Top | 8" x 8" Bottom



Wood Square Post  
6" x 6"



Wood Square Post  
8" x 8"

Vineyard is only offered with an 8" x 8" wood square post.

## 6 Choose an end cap



Scrolled end cap



Classic end cap

## 7 Choose a color

Please refer to in-person samples for an accurate color.

White Paint



Almond Paint



Clay Paint



Cedartone



Storm Cloud Gray



Natural Unstained



Clear Watersealer



Mocha




Mahogany



Black Onyx





# Pavilions

WOOD  
PERGOLA

WOOD  
PERGOLA

WOOD  
PERGOLA

WOOD  
PERGOLA

WOOD  
PERGOLA

WOOD  
PERGOLA



8" x 8"  
square post  
or round 10"  
tapered post

Treated  
6" x 6"  
inside post  
sleeve

Beams are  
wrapped  
with  
cellular  
PVC trim

Painted rafters  
and exposed  
pine sheathing;  
clear sealer on  
sheathing

Choice of:

- Straight beam
- Standard arch
- Premier arch

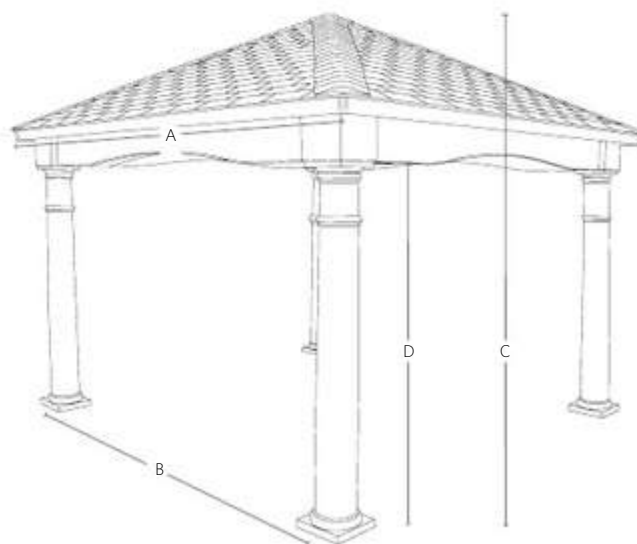


## Victoria

Inspired by the graceful architecture of Victorian England, this pavilion is the perfect spot for relaxing in royal style.

### SPECIFICATIONS

SIZE	10'	12'	14'	16'	18'	20'	24'
A	139"	163"	187"	211"	235"	259"	307"
B (C to C of posts)	114"	138"	162"	186"	210"	234"	282"
C (regular roof)	130"	136"	142"	148"	154"	160"	172"
C (classic roof)	147"	153"	159"	165"	171"	177"	189"
D	Distance from bottom of post to bottom of beam is 84"						



Please Note: Victoria Pavilions with sides of 20' and above will require additional posts. Base Dimension: Round Column = 13" x 13", 8" x 8" Square = 11 1/4" x 11 1/4".



Pressure-treated material wrapped in composite material

Paintable composite material (color customizable)

Painted rafters (treated) and exposed pine sheathing; clear sealer on sheathing

Multiple ceiling options

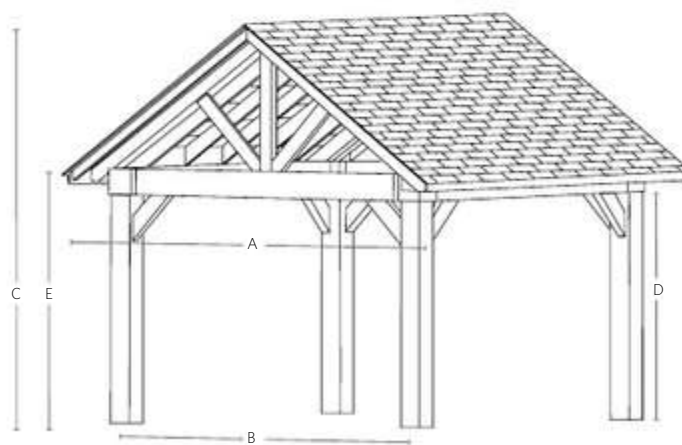


## Wellington

With rustic and trend-setting aesthetics, the Wellington adds a low-maintenance yet stylish touch to your backyard retreat.

### SPECIFICATIONS

SIZE	10'	12'	14'	16'	18'	20'	24'
A	12'	14'	16'	18'	20'	22'	26'
<i>(outside to outside of roof)</i>							
B	111"	135"	159"	183"	207"	231"	279"
<i>(C to C of posts)</i>							
C	144"	152"	160"	168"	176"	183"	200"
<i>(overall height)</i>							
D	Distance from bottom of post to bottom of beam is 87"						
E	Distance from bottom of post to top of beam is 96"						





6" overhang

Arched  
two-ply  
beam

Arched  
braces

No notched  
post and  
beam joint

Ceiling is not  
available;  
exposed pine  
sheathing

Hampton  
style or  
Square  
posts

No custom  
sizes  
available

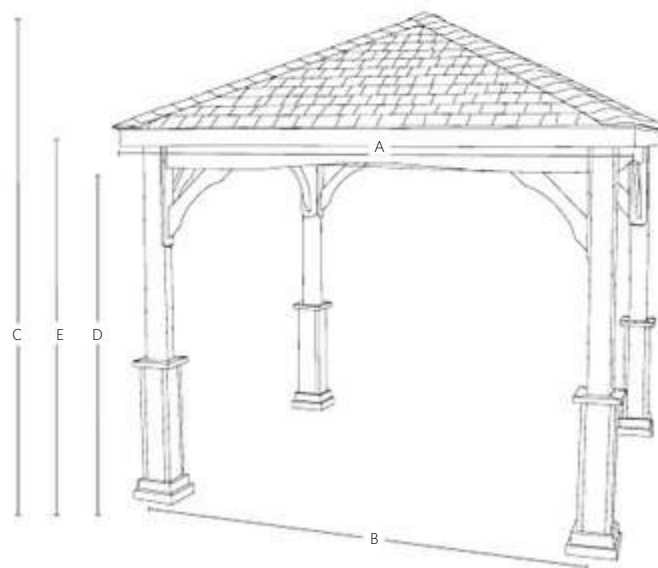


# Hampton

Reminiscent of the architecture found throughout the Long Island seaside retreat, the Hampton is a timeless addition to your landscape.

## SPECIFICATIONS

SIZE	10'	12'	14'	16'	20'
A	127"	151"	175"	199"	247"
B (C to C of posts)	113 1/4"	137 1/4"	161 1/4"	185 1/4"	233 1/4"
C (regular roof)	130"	136"	142"	148"	N/A
C (classic roof)	147"	153"	159"	165"	N/A
D	Distance from bottom of post to bottom of beam is 87"				
E	Distance from bottom of post to top of beam is 96"				



Please Note: Hampton Pavilions with 20' and above will require additional posts. Base Dimension: 6" x 6" Square = 10 1/2" x 10 1/2", 8" x 8" Square = 12 1/2" x 12 1/2", Hampton Style = 12 1/2" x 12 1/2".



11" overhang

Straight  
beam and  
premier  
arch

Arched  
and  
straight  
braces

Notched  
post and  
beam joint

Hip roof

8" x 8"  
square  
posts

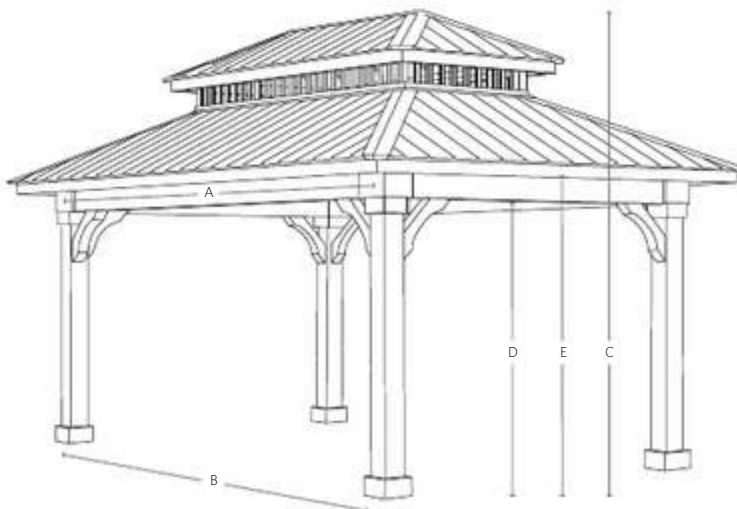


## Cascade

Form meets function in this beautifully constructed pavilion – a perfect backdrop for your next gathering.

### SPECIFICATIONS

SIZE	10'	12'	14'	16'	18'	20'	24'
A (outside to outside of roof)	139"	163"	187"	211"	235"	259"	307"
B (C to C of posts)	111"	135"	159"	183"	207"	231"	279"
C (regular roof)	133"	139"	145"	151"	157"	163"	175"
C (classic roof)	150"	156"	162"	168"	174"	180"	192"
D	Distance from bottom of post to bottom of beam is 87"						
E	Distance from bottom of post to top of beam is 96"						



Please Note: Cascade Pavilions with sides of 20' and above will require additional posts. Base Dimension: 8" x 8" Square = 12 1/2" x 12 1/2".



Exposed  
trusses or  
rafters

Gable roof

Straight,  
two-ply  
beam

Straight brace

8" x 8" posts

12" overhang

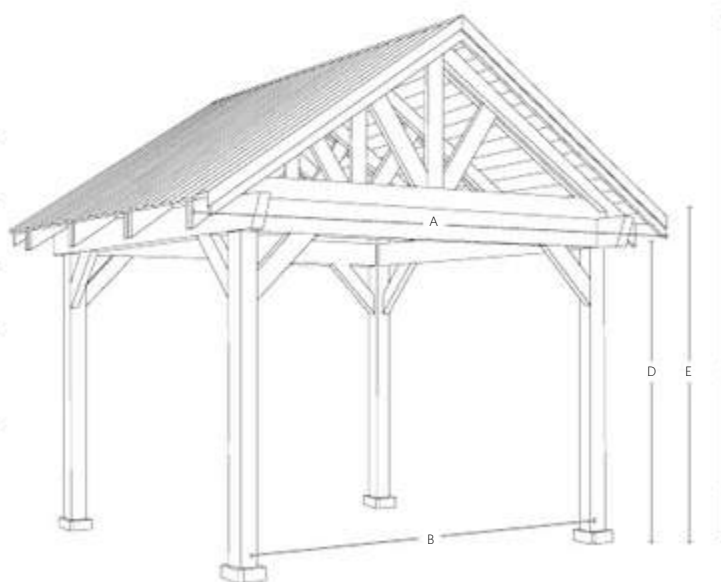


## Breckenridge

With its open gable trusses, this pavilion maximizes the benefits of being outdoors while keeping you under shelter.

### SPECIFICATIONS

SIZE	10'	12'	14'	16'	18'	20'	24'
A (outside to outside of roof)	144"	168"	192"	216"	240"	264"	312"
B (C to C of posts)	113"	137"	161"	185"	209"	233"	281"
C (regular roof)	144"	152"	160"	168"	176"	183"	200"
D	Distance from bottom of post to bottom of beam is 87"						
E	Distance from bottom of post to top of beam is 96"						



Please Note: Breckenridge Pavilions with sides of 18' and above will require additional posts. Post trim: 8"x 8" Square = 12 1/2" x 12 1/2".



Western red cedar timbers

Solid cedar 8" x 8" posts (no wire chase)

4" x 10" beams - 4" x 6" rafters

2" x 6" tongue-and-groove pine sheathing

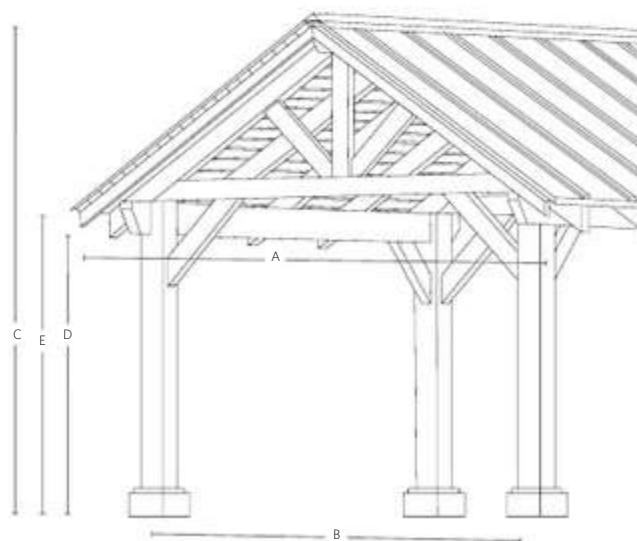


## Mesa

An instant focal point to your backyard. Constructed with stout and mighty timber with a gable roof design, it's a spacious structure for any gathering – or a leisurely afternoon.

### SPECIFICATIONS

SIZE	10'	12'	14'	16'	18'	20'	24'
A	12'	14'	16'	18'	20'	22'	26'
<i>(outside to outside of roof)</i>							
B	112"	136"	160"	184"	208"	232"	280"
<i>(C to C of posts)</i>							
C	144"	152"	160"	168"	176"	183"	200"
<i>(overall height)</i>							
D	Distance from bottom of post to bottom of beam is 86"						
E	Distance from bottom of post to top of beam is 96"						





12" overhang

Slant roof  
design

Notched post  
and beam joint

8" x 8" posts

Straight,  
three-ply  
beam

Straight braces



VINYL  
PERGOLAS

WOOD  
PERGOLAS

VINYL & COMPOSITE  
PAVILIONS

WOOD  
PAVILIONS

VINYL  
GAZEBOS

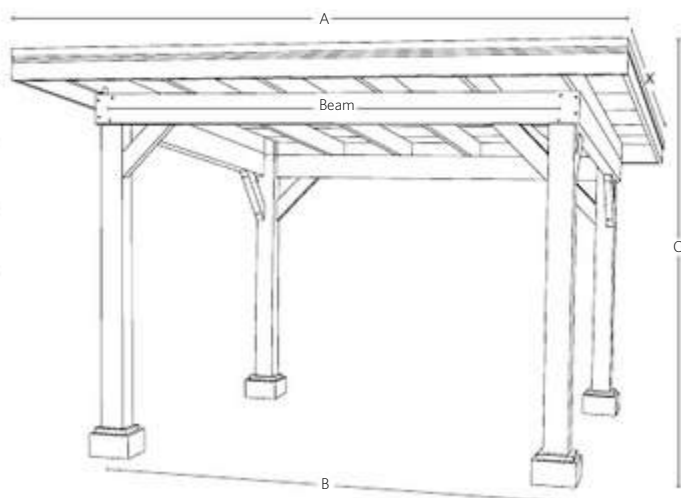
WOOD  
GAZEBOS

## Prairie

The Prairie appeals to minimalistic styles with its clean lines and distinctive slant roof.

### SPECIFICATIONS

SIZE	10'	12'	14'	16'	18'	20'	24'
X (O to O slanted roof side)	160"	184"	208"	N/A	N/A	N/A	N/A
A (O to O roof)	144"	168"	192"	216"	240"	264"	312"
B (C to C posts)	113"	137"	161"	185"	209"	233"	281"
C (height)	118"	120"	122"	N/A	N/A	N/A	N/A





Vinyl and Composite

PAVILION GALLERY





Vinyl and Composite  
Pavilion Gallery





Wood

PAVILION GALLERY





WOOD  
Pavilion Gallery

WOOD  
GAZEBO

WOOD  
PAVILION

WOOD  
PAVILION



Wood

PAVILION GALLERY



► Ceiling pictured.



► Exposed sheathing pictured.

WOOD  
Pavilion Gallery

WOOD  
Pavilion

WOOD  
Pavilion

WOOD  
Pavilion

# Design a Vinyl or Composite Pavilion in 8 easy steps.

## 1 Choose a size

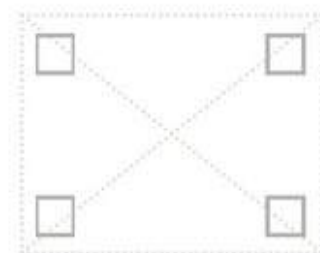
### Things to consider:

How much space do you have available?

Berlin Gardens pavilions are available in many sizes.

Measure your available space keeping in mind both post and roof dimensions.

*Roof extends 11" past post positions.*



### Victoria and Wellington Sizes

Widths available:

10', 12', 14', 16', 18', 20'

Lengths available:

10', 12', 14', 16', 18', 20', 24'

## 2 Choose a site type

*Concrete footers recommended.*



Concrete



Paver Stone

*Concrete footer should be installed prior to structure.*



In-ground

## 3 Choose a beam style



Straight



Standard Arch

*Victoria only.*



Premier Arch

*Victoria only.*

## 4 Choose a color



White



Clay

## 5 Choose a post style



Vinyl Round Post  
10" Tapered



Vinyl Square Post  
8" x 8"



Wellington Post  
8.75" x 8.75"

## 6 Choose a ceiling style



Ceiling Sheathing  
*Wellington only.*



Wood Ceiling  
*Choice of stain color or paint.*



Vinyl-Beaded Ceiling  
*Victoria only.*



Windsor One Ceiling  
*Wellington only.*

## 7 Choose a roof style



Regular Roof



Classic Roof



Wellington

## 8 Choose a roofing material

### 30-Year Architectural Asphalt Shingles

### Metal Roofing



Weatherwood



Burnt Sienna  
(Dk. Brown)



Resawn Shake  
(Lt. Brown)



Moire  
Black



Pewter



Hunter  
Green



Cobblestone  
Gray



Black



Charcoal



Light  
Gray



Brown



Antique  
Bronze



Burgundy



Rustic  
Red



Brite  
Red



Green



Hawaiian  
Blue



Clay



Light  
Stone



Tan



Galvalume



White



Copper  
Metallic

*Please refer to in-person samples for an accurate color.*

# Design a Wood Pavilion in 7 easy steps.

## 1 Choose a style and size

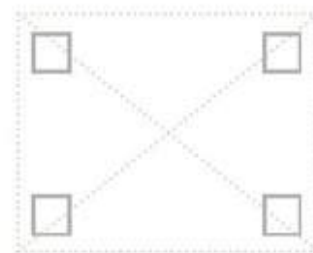
### Things to consider:

How much space do you have available?

Berlin Gardens pavilions are available in many sizes.

Measure your available space keeping in mind both post and roof dimensions.

*Roof extends 11" past post positions.*



### Hampton Sizes

Widths available:

10', 12', 14'

Lengths available:

10', 12', 14', 16', 20'



### Cascade Sizes

Widths available:

10', 12', 14', 16', 18', 20'

Lengths available:

10', 12', 14', 16', 18', 20', 24'



### Breckenridge and Mesa Sizes

Widths available:

10', 12', 14', 16', 18', 20'

Lengths available:

10', 12', 14', 16', 18', 20', 24'



### Prairie Sizes

Widths available:

10', 12', 14'

Lengths available:

10', 12', 14', 16', 18', 20', 24'

## 2 Choose a site type

*Concrete footers recommended.*



Concrete



Paver Stone

*Concrete footer should be installed prior to structure.*



In-ground

## 3 Choose a beam style



Straight



Standard Arch

*Hampton only.*



Premier Arch

*Cascade only.*

## 4 Choose a ceiling style



Wood Ceiling

*Choice of stain color, no paint.*



Sheathing

*Mesa only available with sheathing.*

## 5 Choose a color



Please refer to in-person samples for an accurate color.

## 6 Choose a roof style



## 7 Choose a roofing material

### 30-Year Architectural Asphalt Shingles

### Metal Roofing




Please refer to in-person samples for an accurate color.





# Gazebos





## Vinyl Octagon Gazebo

The Southern styling of this gazebo brings the green hills of Kentucky to mind.

---



## Vinyl Oblong Gazebo

Clean vinyl posts call to mind horse country, green grass and blue skies.

---



## Vinyl Rectangular Gazebo

Sip sweet tea, chat with family and friends, read a book and relax ... it's all good in this timeless gazebo.

### STANDARD SPECIFICATIONS

- OCTAGON,  
OBLONG, SQUARE  
OR RECTANGULAR

- WHITE VINYL

- CLASSIC ROOF

- AMERICAN RAIL

- ASPHALT SHINGLES



- CUPOLAS



- BEADED VINYL  
CEILING



- COATED STAINLESS  
STEEL ROOF  
REINFORCEMENT  
PLATE



- VINYL CLAD POSTS



- OCTAGON FLOOR  
AZEK DECKING



## Wood Octagon Gazebo

This classic style brings the grandeur of colonial America to your own backyard.

---



## Wood Oblong Gazebo

Inspired by Southern style, this gazebo brings the area's charm and casual, laid-back lifestyle to you.

---



## Wood Rectangular Gazebo

The architecture of Madison, Virginia, shows similarities to the symmetry and harmony in this gazebo.

### STANDARD SPECIFICATIONS

- OCTAGON, OBLONG,  
SQUARE OR RECTANGULAR

- REGULAR ROOF

- AMERICAN RAIL

- ASPHALT SHINGLES



- AIR-DRIED, CLEAR-  
GRADE LUMBER

- PINE UNDERSIDE  
SHEATHING

- ROOF REINFORCEMENT  
PLATES

- LAMINATED POSTS

- TREATED OCTAGON  
WOOD FLOOR



Gazebo

GALLERY



# Design a Gazebo in 7 easy steps.

## 1 Choose a shape and size



### Octagon Sizes

10', 12',  
14', 16',  
20', 24'



### Oblong Sizes

10' x 14'  
10' x 18'  
12' x 16'  
12' x 20'



### Square or Rectangular Sizes

10' x 10' 12' x 12'  
10' x 12' 12' x 16'  
10' x 16' 12' x 20'

## 2 Choose a color

### Vinyl



White



Clay

*Please refer to in-person samples for an accurate color.*

Paint White



Stain Cedartone



Paint Almond



Stain Storm Cloud Gray



### Wood

Paint Clay



Stain Mocha



Natural Unstained



Stain Mahogany



Natural Clear Watersealer



Stain Black Onyx



## 3 Choose a rail style

### Vinyl Rail Styles



American Style



Deckorators Classic Style

### Wood Rail Styles



American Style



Deckorators Classic Style

## 4 Choose a roof style

### Oblong



Oblong Roof  
*Classic Roof is standard*

### Octagon



Regular Roof



Classic Roof

### Square and Rectangular



Regular Roof



Classic Roof

## 5 Choose a roofing material

30-Year Architectural Asphalt Shingles

Metal Roofing



*Please refer to in-person samples for an accurate color.*

## 6 Choose a floor color

Azek Harvest Collection



*Please refer to in-person samples for an accurate color.*

## 7 Choose additional options



Screen System for Vinyl  
or Wood Gazebos



Benches for Vinyl  
or Wood Gazebos



Ceiling Fan Support  
*standard*



Miscellaneous

GALLERY



VINYL  
PERGOLAS

VINYL & COMPOSITE  
PAVILIONS



WOOD  
PAVILIONS

VINYL  
GAZEBOS

Miscellaneous  
Gallery

WOOD  
GAZEBOS

# Accessories

## Fabric Options

### FABRIC GROUP A



### FABRIC GROUP B



### FABRIC GROUP C



## Curtains

(Pergola and Pavilion only)



- Standard side includes two 52" wide by 86" long panels
- Mounting hardware and rod available
- Available in all fabrics shown on page 62
- Curtain rods are powder-coated, galvanized steel
- Rods are available in white, bronze and black



*Curtains hang on an easy-to-install system.*

## Privacy Wall

(Pergola and Pavilion only)



- Hand-selected, top-grade Southern Yellow Pine
- Tongue-and-groove boards
- 12" high lattice along the top of each wall
- Stained or painted to match

## Dia Shade

(Pergola only)



- Track is powder-coated white, bronze or black
- Stainless fasteners and components
- Available in all fabrics shown on page 62 only
- Maximum width per section is 54"
- Track runs parallel with beams
- 10' and 12' purlin lengths will have two shade sections
- 14' and 16' purlin lengths will have three shade sections
- Not available in cut yardage



SCAN CODE TO SEE ALL  
BERLIN GARDENS PRODUCTS.



SINCE 1988

MADE IN THE U.S.A.

[WWW.BERLINGARDENSLLC.COM](http://WWW.BERLINGARDENSLLC.COM)